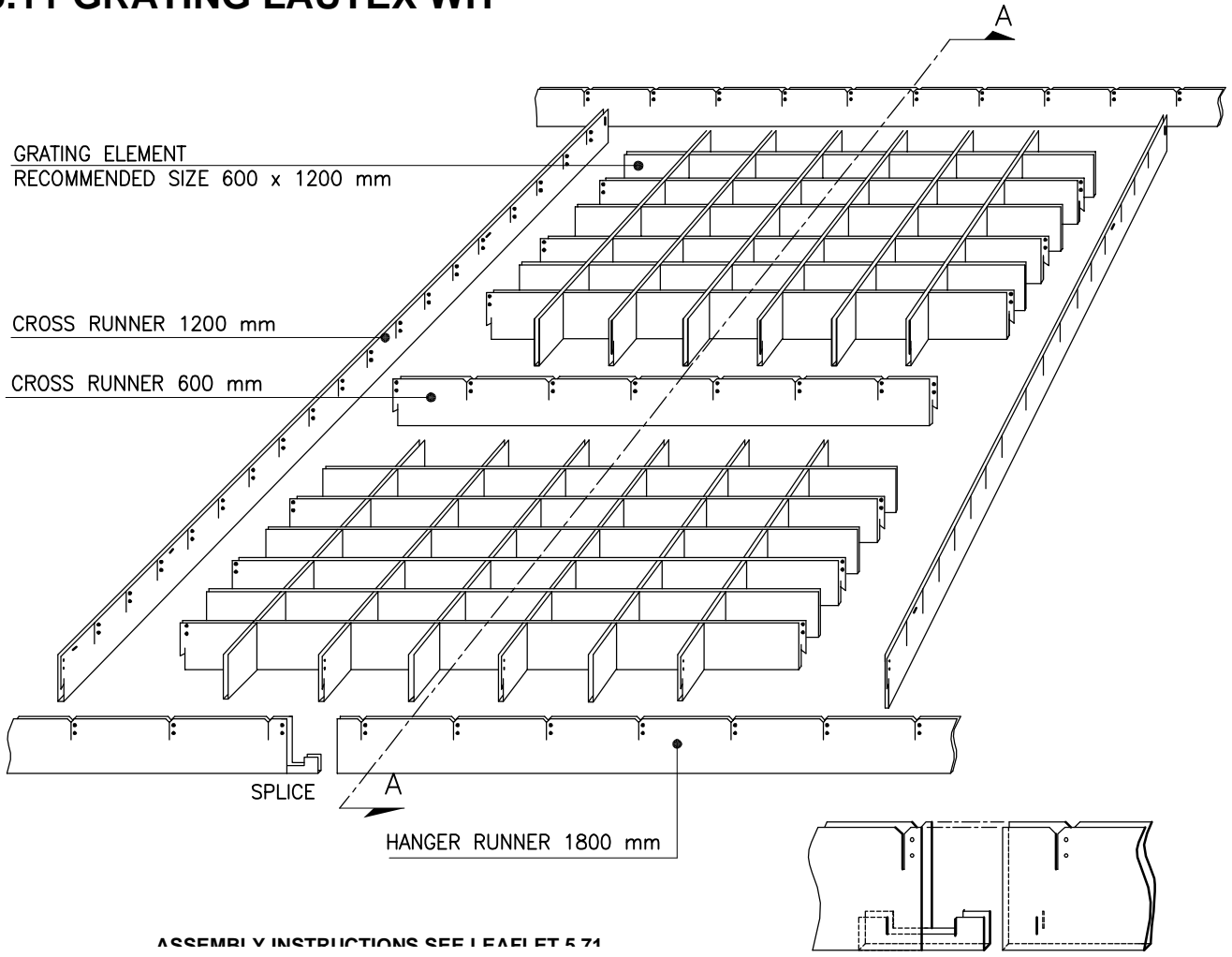
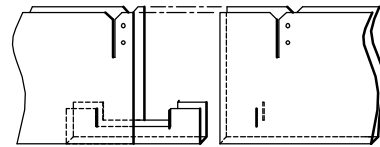


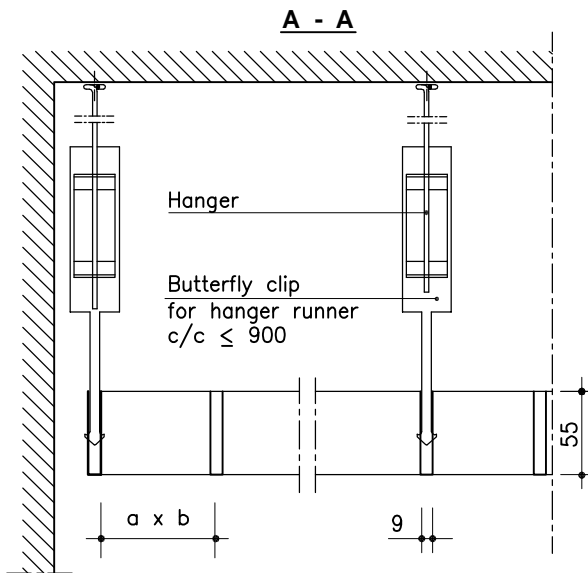
# 5.11 GRATING LAUTEX WH



ASSEMBLY INSTRUCTIONS SEE LEAFLET 5.71



CONNECTION DETAIL



STRUCTURAL DETAILS SEE LEAFLET 6.1

### STANDARD WH-GRATING

Material	0.4 mm Al				
Element size	600 x 600, 600 x 1200 mm				
Height	55 mm				
Grid size a x b, mm	50	75	100	150	200
Finish	stove enamelled std. white				

### OTHER ALTERNATIVES

Material	-				
Element size	-				
Height	-				
Grid size a x b, mm	50 - 200 mm Element size divided by cell size must go even				
Finish	stove enamelled				
Other special solutions	Please contact our technical information department.				

All products are subject to modifications without prior notice. 2001



## OY LAUTEX AB

P.O. Box 58 FIN-03101 Nummela Finland  
 Tel +358 (0)9 224 8810 Fax +358 (0)9 222 5447  
 E-mail: sales@lautex.com www.lautex.com

